




DAYTONA FINALE



Eastern Airlines National Championship Finale September 25

DAYTONA • U.S.A



Event: Eastern Airlines 3-Hour Camel GT
Daytona International Speedway, Daytona Beach, FL
Date: November 25, 1984
Race Time: 2:54.0 min @ 111 sec
Average Speed: 137.384 mph for 91 laps (323.95 miles) - record
Margin of Victory: 30.510 sec
Fastest O/A Qualifier: #14 Derek Bell 1:41.308 126.256 mph - record
Fastest O/A Qualifier: #67 Willy T. Ribbs 1:50.910 115.546 mph - record
Fastest GTU Qualifier: #78 Bob Bergstrom 1:58.311 106.142 mph - record
Fastest O/A Race Lap: #14 Derek Bell, lap 69 1:45.200 121.815 mph - record
Fastest GTU Race Lap: #67 Willy T. Ribbs, lap 3 1:53.984 112.437 mph - record
Fastest GTU Race Lap: #87 Elliott Forbes-Robinson, lap 33 2:03.027 104.172 mph - record
Guarantee: \$80,000 actually paid \$65,175 including \$5,150 in manufacturers' contingency awards from Bell-Racestar, Bilsle's, Bosch, Po-anes, Champion Spark, Plug Ch. Ekt. & Supply, Galt Wheels-Eurorep, Koni, Rothen Bosch Union-16 Valvoline

Fin. Pos.	St. No.	Car No.	Driver	Car	Laps	Time	PPH*
1	1	16	Al Holbert	Porsche 962	91	2:54.000	137.384
2	12	64	Brian Rodman	Jeagle XJR-5	91	6:501	
3	4	5	Bob Worley	Porsche 962	88	3:700	
4	6	86	Bruce Leven	Porsche 962	88	2:800	
5	5	7	Klaus Ludwig	Ford Mustang GT F	85	1:750	
6	2	0	Sarel van der Merwe	Porsche March	86	1:500	
7	16	67	Len St. James	Ford Argo	86	1:450	
8	21	67	Willy T. Ribbs	Ford Mustang	85	4:250	
9	26	47	Wolfgang Pflüger	Chevy Corvette	82	3:200	
10	35	4	Terry Lebans	Chevy Camaro	84	2:750	
11	25	18	Foster	Chevy Sauber	83	800	
12	45	35	Alber Nason	Pont Firebird	80	1:750	
13	20	3	Kan March	Pont March	80	700	
14	59	87	Jana Schneider	Porsche Carrera	80	4:850	
15	35	8	Elliott Forbes-Robinson	Chevy Corvette	80	1:100	
16	26	62	John Heintz	Pont Firebird	79	550	
17	10	2	Al Leeh	Chevy March	79	500	
18	44	78	Jack Baldwin	Mazda RX-7	79	3:000	
19	15	51	Dan Courtney	Ford Argo	78NR	400	
20	58	88	Luik Mender	Por Carrera	78	350	
21	51	88	Christlani Martz	Toyota Celica	77	1:875	
22	71	81	Dennis Acie	Datsun ZX	77	1:300	
23	72	82	Dezahn Andley	Mazda Tami	77	300	
24	51	81	Paier Greenfield	Buick Argo	76	300	
25	58	17	Mike Brockman	Mazda RX-7	75	600	
26	18	15	John Kalgajian	Chevy March	75	300	
27	83	69	Mike Schuster	Porsche 911	75	300	
28	67	58	Jack Bergstrom	Por Carrera	14	300	

29	25	54	Kurt Raemond	Buick Regal	74	300	
30	32	71	Alan Gies	Chevy Corvette	74	300	
31	13	50	Billy Seatoners	Ford Mustang	73NR	250	
32	58	43	Diego Montoya	BMW M-1	73NR	250	
33	51	60	Brick Goodhart	Mazda RX-7	73NR	250	
34	66	37	Tommy Mackinnon	Mazda RX-7	73NR	250	
35	55	42	Mrs Jones	Mazda RX-7	73NR	250	
36	30	05	Paul Lewis	Mazda RX-7	73NR	250	
37	45	53	John Gussio	Chevy Camaro	72	250	
38	70	89	Howard McCull	Chevy Camaro	68	250	
39	42	70	Tom Smith	Chevy Camaro	67	250	
40	3	1	Tom Smith	Chevy Camaro	67	250	
41	47	12	Bill Whittington	Chevy Camaro	67	250	
42	6	45	George W. Cole	BMW Camaro	66	250	
43	6	45	Bob Johnson	Porsche Turbo	65NR	250	
44	22	6	Paul Gara	Porsche Turbo	65NR	250	
45	54	32	Larry Hinge	Porsche Turbo	65NR	250	
46	57	50	Roger Mackinnon	Mazda RX-7	65	250	
47	1	44	Anna Johnson	Buick Argo	59NR	250	
48	73	27	Charles Morgan	Buick Argo	59NR	250	
49	8	57	Winnie Gatz	BMW M-1	58NR	250	
50	51	56	George Adamson	Datsun ZX	58NR	250	
51	14	5	Garrett Baird	Porsche Carrera	56NR	250	
52	27	38	Ludwig Hermann Sr.	Porsche Carrera	56NR	250	
53	40	23	Ludwig Hermann Jr.	Porsche Carrera	56NR	250	
54	60	11	Bob Tulloh	Jeagle XJR-5	53	250	
55	74	26	Doc Burns	Jeagle XJR-5	53	250	
56	17	25	Jim Powell	Mazda RX-7	53	250	
57	10	85	Ray Mumford	Mazda RX-7	49NR	250	
58	48	84	Randy Lanier	Chevy Camaro	46	250	
59	9	45	Gary English	Chevy Camaro	46	250	
60	50	19	Bob Allen	Porsche 962	42NR	250	
61	30	12	Jim Muller	Porsche Turbo	41NR	250	
62	59	83	Werner Fagar	Porsche Turbo	41NR	250	
63	60	13	Clive White	Chevy Camaro	40NR	250	
64	34	63	Richard Leonard	Chevy Camaro	40NR	250	
65	30	85	Luc Longo	Chevy Camaro	40NR	250	
66	62	93	Don Vane	Chevy Camaro	38NR	250	
67	41	37	Kevin Aves	Chevy Camaro	38NR	250	
68	63	73	Al White	Chevy Camaro	35NR	250	
69	7	56	Dave Cowen	Chevy Camaro	35NR	250	
70	37	70	Kenneth M. H.	Chevy Camaro	35NR	250	
71	43	10	Emerson Hillman	Buick March	34NR	250	
72	24	16	Clay Young	Pontiac Firebird	31NR	250	
73	84	83	Jana Pau, Jr.	Buick March	29NR	250	
74	39	59	John Monor	Buick March	29NR	250	
75	8	57	Greg Walker	Chevy Camaro	29NR	250	
76	8	57	Tommy Rogers	Chevy Camaro	29NR	250	
77	43	10	Harold Smith	Chevy Camaro	29NR	250	
78	37	70	Kelly Marsh	Mazda RX-7	22NR	250	
79	43	10	Frank Ruane	Mazda RX-7	21NR	250	
80	60	13	Jim Downing	Mazda RX-7	20NR	250	
81	41	37	Jill Hudson	Chevy Camaro	20NR	250	
82	62	93	Dick Greer	Mazda RX-7	18NR	250	
83	41	37	David Hirschel	Pontiac Firebird	17NR	250	
84	63	73	Clips Munoz	Chevy Camaro	16NR	250	
85	7	56	Golf Brashner	Ford Mustang GT F	15NR	250	
86	37	70	Tom Winters	Porsche Carrera	11NR	250	
87	43	10	Ul-Bien	BMW M-1	10NR	250	
88	12	24	Regan Henn	Porsche Turbo	8NR	250	
89	73	84	Bill White	Chevy Camaro	8NR	250	
90	39	59	Jamaal	Porsche Carrera	8NR	250	

NR = Not Running at Finish ** = Includes Contingency Awards
* = GTU Class
OFFICIAL TIMING BY HEUER IDENTIDRAPH 316
OFFICIAL SCORING BY VREDE-ROET



INTERNATIONAL
MOTOR SPORTS
ASSOCIATION, Inc.
P.O. Box 3485
Bridgeport, CT 06609
(203) 336-2116

RACE RESULTS

1985 SunBank 24 at Daytona Camel GT
DAYTONA INTERNATIONAL SPEEDWAY
02/05/85
OFFICIAL RESULTS

RACE TIME = 24 : 01 : 36.240
AVERAGE SPEED = 104.162 MPH FOR 703 LAPS (2502.68 MI.) (R)
MARGIN OF VICTORY = 3.840 SEC + 17 LAPS

700kg WINNER'S AVERAGE SPEED = 89.078 MPH (R)
GTU WINNER'S AVERAGE SPEED = 94.293 MPH (R)
GTU WINNER'S AVERAGE SPEED = 88.681 MPH (R)

FASTEST O/A LAP: CAR# 45, JOHN PAUL JR, 1:41.490, 126,278 MPH (R)
FASTEST 700kg QUALIFIER: CAR# 93, KELLY MARSH, 2:01.600, 105,395 MPH (R)
FASTEST GTU QUALIFIER: CAR# 06, WILLY T RIBBS, 1:52.427, 113,994 MPH
FASTEST GTU QUALIFIER: CAR# 87, EFR, 2:02.388, 104,716 MPH
FASTEST O/A LAP: CAR# 14, AL HOLBERT, LAP# 2, 1:48.435, 118,191 MPH
FASTEST 700kg LAP: CAR# 63, JIM DOWNING, LAP# 582, 1:58.895, 107,793 MPH (R)
FASTEST GTU LAP: CAR# 90, TOMMY RIGGENS, LAP# 554, 1:57.109, 109,436 MPH
FASTEST GTU LAP: CAR# 87, EFR, LAP# 4, 2:03.592, 103,696 MPH

LAP LEADERS 45 1-29
14 30 37-63 75-84 108-147 156-680
5 31-34
44 35-36 64-74 85-107 148-155
8 681-703

GUARANTEE: \$150,000 ACTUALLY PAID: \$170,600 INCLUDING \$20,600 IN MANUFACTURER'S
CONTINGENT AWARDS FROM BILSTEIN, CHAMPION SPARK PLUG CO., COTTI WHEELS/EUROREP,
WHEELS/EUROREP, MAZDA, MAZDA, MCCREARY TIRES, NGK, ROBERT BOSCH, SIMPSON SAFETY
EQUIPMENT, UNION 76, VALVOLINE.

FIN	POS	700K	GTU	STU	FIN	ST.	CAR	DRIVER(S)/HOMETOWN	ENTRANT	CAR	LAPS	PRIZE
1	3	B	A J FORT/HOUSTON, TX	BENNY'S SNAP SHOP RCG	703	438,000						
2	4	14	AL UNSER BR/ALBUQUERQUE, NM	HOLBERT RACING	466	18,500						
3	12	67	AL UNSER BR/ALBUQUERQUE, NM	B F GOODRICH	674	18,800						
4	5	5	JIM BUSBY/LABRA BEACH, CA	BOB AKIN MOTOR RCG	678	6,200						
5	26	7	PAUL MELLER/MORRISTOWN, NJ	BOB AKIN MOTOR RCG	668	5,000						

12-2005
12-2005

NO	DRIVER(S)/HOMETOWN	ENTRANT	CAR	LAPS	PRIZE \$
6	14 2 ART LEON/DALLAS, TX SKEETER McKITTRICK/BURBANK, CA TERRY WOLTERS/ORLANDO, FL	LEON BROS RACING	CHEVY MARCH	654	4,000
1	6 1 AL LEON/DALLAS, TX RANDY LANIER/DAVIE, FL BILL WHITTINGTON/FT LAUDRDLE, FL	LEON BROS RACING	POR MARCH 85G	652	3,500
1	25 65+ JOHN JONES/THUNDER BAY, ONT WALLY DALLENBACH JR/BASALT, CO DOC BUNDY/CROSS JUNCTION, VA	ROUGH PROTOFAB	FORD MUSTANG	637	9,500
9	28 9 WAYNE BAKER/SAN DIEGO, CA JACK NEWSUM/LOS ALTOS HAY, CA CHIP MEAD/ST SIMONS ISLAND, GA	PERSONALIZO AUTOHAUS	PORSCHE TURBO	624	2,500
5	1 41 93L WELLY MARSH/COLUMBUS, OH RON PAWLEY/WESTERVILLE, OH DON MARSH/WORTHINGTON, OH	MID-O/RUSTY JONES	MAZDA ARGO	602	9,350
1	2 52 53+ DANNY SMITH/MYRTLE BEACH, SC TOM WAUGH/TULSA, OK DIEGO FEBLES/SAN JUAN, PR	MANDEVILLE AUTO TECH	MAZDA RX-7	599	6,450
12	1 54 71+ AMOS JOHNSON/RALEIGH, NC JACK IRONMAN/CORAL SPRINGS, FL YOJIRO TERADA/TOKYO, JAPAN	TEAM HIGHBALL	MAZDA RX-7	599	10,400
13	2 74 63L JIM DOWNING/ATLANTA, GA JOHN NAFFUCCI/CONYERS, GA YOSHIMI KATAYAMA/MIROCHIMA, JAPAN	RGP 500 RACING	MAZDA ARGO	599	5,600
1	3 62 89+ MIKE SCHAEFER/BOCA RATON, FL PETER URIA/PLANTATION, FL JACK REFEWINGS/POMPANO BEACH, FL	901 SHOP	PORSCHE CARRERA	586	3,000
15	4 26 98+ LES DELANO/NEW YORK, NY ANDY PETERY/GREENWICH, CT TOMMY RIGGINS/JACKSONVILLE, FL	ROAD CIRCUIT TECH	PONT FIREBIRD	578	2,950
14	5 36 21+ BILL GELLES/CHAPPAQUA, NY STEVE COHEN/TEMPELY, NJ DON WALKER/DALLAS, TX	GOPHER MOTION	FERRARI 512BB	567	2,200
7	27 6 CHARLES MORGAN/DONWAY, AR JIM MILLER/MALDENROSE, NY BILL ALSUP/WOODSTOCK, VT	MORGAN PERFORMANCE GR	BUICK ARGO	564	1,100
8	2 49 42+ PAUL LEWIS/LOS ANGELES, CA SCOTT PAUETT/ROSEVILLE, CA JOE VARDE/TAMPA, FL	MIKE MEYER/DAFFY SWR	MAZDA RX-7	558	5,025
4	3 50 99+ RICK WARE/COSTA MESA, CA CHRIS CORD/BEVERLY HILLS, CA DENNIS AMSE/ORANGE, CA	ALL AMERICAN RACERS	TOYOTA CELICA	533	3,025
12	6 61 92+ FERN PREGO/MIAMI, FL CHRIS GENZONE/PLAKESLEE, PA HOYT OVERBACH/PETERSBURG, VA	OMR ENGINES	CHEVY CAMARO	516	1,550
1	29 11 CHUCK KENDALL/PLINTRIDGE, CA JOHN HOTCHKIS/PASADENA, CA PETER FITZGERALD/MELBOURNE, AUS	KENDALL RACING	PORSCHE TURBO	512 NR	700
2	18 30 GIANPIERO MORETTI/MILAN, ITALY MASSIMO SIGALA/MILAN, ITALY JIM TRUEMAN/AMLIN, OH	MOMO CORSE	FORD ALBA	505 NR	600
3	3 31 37L TONY BURDALL/VERO BEACH, FL PETE WELTER/VERO BEACH, FL NICK NICHOLSON/RALEIGH, NC	AEREX MANUFACTURING	MAZDA 715A	501	2,750
1	7 38 96+ ALLAN MOFFAT/MELBOURNE, AUS GREGG HANSFORD/BRISBANE, AUS KEVIN BARTLETT/SIDNEY, AUST	ALLAN MOFFAT MAZDA	MAZDA RX-7	482	400
4	76 94+ PETER McCLOD/WOLLONGONG, AUS DENNIS WINFREE/ANCHORAGE, AK WILLIAM PHALP/ANCHORAGE, AK	49th STAR RACING	PORSCHE 911	477	1,600
8	56 73+ WALLY HOPKINS/ANCHORAGE, AK CLARK HOWEY/WEST POINT, IN DALE KOCK/LAFAYETTE, IN	WOLF ENGINES	CHEVY CAMARO	467	350
9	55 78+ TRACY WOLF/DAYTON, IN RAUL GARCIA/MIAMI, FL EUSENIO MATTENZO/MIAMI, FL	SUPERIOR RACING TEAM	PONT FIREBIRD	454	350
19	3 JAMES GEORGE/ LEX GEORGE/POMPANO BEACH, FL KEN MADREN/ROSBELL, GA	PEGASUS RACING	BUICK MARCH	437 NR	350
18	43 83+ WAYNE PICKERING/DALLAS, TX BOBBY ALLISON/MUEYTON, ALA KARL KECK/MELBOURNE, FL BILL WESSEL/ORLANDO, FL MARK KENNEDY BOLEAK KENNEDY/DAYTONA BEACH, FL	K & P RACING	CHEVY CORVETTE	436	350

FIN POS	700K	GTO	ETU	ST. POS	CAR NO.	DRIVER(S)/HOMETOWN	ENTRANT	CAR	LAPS	PRIZE \$\$ **
30		11		71	43+	RUSTY SCHMIDT/OGLESBY, IL SCOTT SCHMIDT/OGLESBY, IL STEVE SCHMIDT/OGLESBY, IL	STARVED ROCK LODGE	CHEVY CORVETTE	413	350
31		12		60	35+	M L SPEER/DALLAS, TX BOBBY NEFFER/DALLAS, TX JACK GRIFFIN/DALLAS, TX	TEAM DALLAS	PORSCHE 911	395 NR	300
32			9	15		JOHN KALAGIAN/FOLLY BEACH, SC JOHN LLOYD/CHICAGO, IL TOMMY GRUNWALD/CHICAGO, IL	KALAGIAN RACING	CHEVY MARCH	394 NR	300
33				30	33	RICHARD ANDERSON/NORTHBROOK, IL BARD BOND/BARRINGTON, IL MIKE BRUNNER/BUFFALO, NY	BO-AND RACING	CHEVY LOLA	373 NR	300
34		13		53	22+	DEL RUSSO TAYLOR/BOCA RATON, FL JOHN HAYES-HARLOW/ENGLAND BOBBY LEE/FT LAUDERDALE, FL	WALTER JOHNSTON	PONT FIRETRD	351	300
35			5	73	49*	ALBERT NAON JR/MIAMI, FL FERNANDO GARCIA/MIAMI, FL BENNIS VITOLO/FT.LAUDERDALE,FL	CONRAD RACING	PORSCHE 911	335	1,300
36				1	45	JOHN PAUL JR/WEST PALM BEACH,FL BILL ADAM/MIAMI, FL WHITNEY GANZ/SANTA MONICA, CA	CONTE RACING	BUIICK MARCH 856	330 NR	300
37		14		31	80+	LES LINDLEY/ANAHEIM, CA NIEL BONNET/HREYTOWN, AL JIM BERMAAG/CHASKA, MN	LINDLEY MOTOR LTD	CHEVY CAMARO	295 NR	300
38		15		37	72+	LOREN ST LAWRENCE/ELLISVILLE,MO HAROLD SHAFER/JACKSONVILLE, FL TOM NEHL/JACKSONVILLE, FL	CENTURION AUTO TRANS	CHEVY CAMARO	283 NR	300
39		16		33	28+	KENT PAINTER/FT COLLINS, CO NELSON STILCOX-JACKSONVILLE, FL GARY BAKER/NASHVILLE, TN	SOUTHERN RGS PRONO	CHEVY CORVETTE	281 NR	300
40				2	0	ROBIN McCALL/SAN ANTONIA, TX JOE RUTTMAN/OAKBORO, NC SAREL VAN DER MERWE/PT ELIET,SA	KREEPY KRAULY RACING	PORSCHE MARCH	242 NR	300
41		17		58	30+	TAN SCHECKTER/EAST LONDON, SA TONY MARTIN/TURBAN, SA ROGER MANDEVILLE/SPARTANBURG,SC	MANDEVILLE AUTO-TECH	MAZDA RX-7	220 NR	300
42			6	69	81*	LOGAN BLACKBURN/INDIANAPOLIS, IN TAKASHI YORINO/TOKYO, JAPAN GEORGE ALDERMAN/NEW CASTLE, DE	MUSLER RACING	FERRARI 308GTB	219 NR	1,000
43		18		32	89+	JOE HILL/WEST PALM BEACH, FL BTEVE ALEXANDER/COLUMBUS, OH JANGAL/S.SALVADOR, EL SALVADOR	SCORPIO RACING	PORSCHE 934	217 NR	300
44			7	67	55*	EDUARDO GALDAMEZ/S.SALVADOR, ES ANRAGUA/GUATAMALA CTY,GUATAMALA ROBERT PETERS/CALGARY, ALB	PRESTON & SON ENT	MAZDA RX-7	214 NR	300
45				8	48	GEORGE SCHWARZ/BANFF, ALB ANDRE SCHWARZ/LAKE LOUISE, ALB JACK BALDWIN/WOODSTOCK, GA	MALIBU GRAND PRIX	MAZDA RX-7	205 NR	300
46				8	44	IRA YOUNG/MALIBU, CA JEFF KLINE/MALIBU, CA BOB TULLIUS/WINGRESTER, VA	GROUP 44	JAGUAR XJR-5	203 NR	300
47			9	66	57*	BRJAN REDMAN/JACKSONVILLE, FL HURLEY HAYWOOD/PONTE VEDRE, FL STEVE ZWIREN/DEVENILLE, NJ	ZWIREN RACING	MAZDA RX-7	188 NR	300
48				59	31	ANTHONY PICCOSTA/MONROVILLE, NJ MICHAEL ALLISON/MORRISTOWN, NJ WESLEY DARRINGTON/BROCKMALLE, PA	GORAL RACING	PORSCHE TURBO	163	300
49		19		34	51+	PAUL GORAL/MIAMI, FL ENDRY DONALDSON/DAYTON BECH,FL JOHN MCCOMB/MILFORD, PA	MUSLER RACING	FERRARI 512BB	171 NR	300
50			10	64	17*	RICK MANCUSO/LAKE FOREST, IL FRED FIALA/BERLYN, IL AL BACON/KINGSFORT, TN	AL BACON RACING	MAZDA RX-7	170 NR	300
51				13	4	CHARLIE GUEST/GREENSBURG, NC STEVE MILLEN/AUCKLAND, N.Z. LEW PRICE/PHILIPSBURG, PA	LEE RACING	CHEVY LOLA T710	160 NR	300
52				11	29	CARSON BAIRD/WILMINGTON, DE TERRY LAPONTE/TRINITY, NC BILLY HAGAN/LAFAYETTE, LA	DRATLEY MOTORSPORTS	CHEVY MARCH	159 NR	300
53				35	95	TOMMY BYRNE/DUNDALK, IRELAND DARIN BRASSFIELD/LOS GATOS, CA MICHAEL ROE/DALLAS, TX	VAN EVERY RACING	PORSCHE TURBO	157 NR	300
						LANCE VAN EVERY/CHARLOTTE, NC ASH TISBELLE/ORANGE PARK, FL JACK REFFENING/POMPANO BEACH,FL				

FIN POS	700K	GTO	GTU	ST. POS	CAR NO.	DRIVER(S)/HOMETOWN	ENTRANT	CAR	LAPS	PRIZ \$\$ *
54		20		23	86+	WILLY T RIBBS/SAN JOSE, CA JIM MILLER/ALBUQUERQUE, NM JOHN BAUER/SALT LAKE, UT	ROUGH PROTOFAZ	FORD MUSTANG	157 NR	30
55				10	84	CHIP ROBINSON/BEDMINSTER, NJ CLAUDE BALLOT-LENA/PARIS, FR JIM ADAMS/LOS ANGELES, CA	GROUP 44	JAGUAR XJR-5	154 NR	30
56			11	68	68*	TONY SWAN/LOS ANGELES, CA STEVE DIETRICH/LOS ANGELES, CA BOB RUTH/LOS ANGELES, CA	HOBBIT RACING TEAM	MAZDA RX-7	150 NR	30
57		21		47	54+	DAVE HEINZ/TAMPA, FL DAVE BARNETT/PLEASANT PLAINS, IL JERRY THOMPSON/MANHEIM, PA	DAVE HEINZ IMPORTS	CHEVY CORVETTE	130 NR	30
58		22		44	66+	BOB BEASLEY/RICHMOND, VA JACK LEWIS/CHAMBLEE, GA CHUCK GRANTHAM/RALEIGH, NC	BOB BEASLEY MTSPTS	PORSCHE CARRERA	118 NR	30
59				15	68	PETER HALSNER/HAHETM, CA JOHN MORTON/EL SEGUNDO, CA DIETER MAESTER/VIENNA, AUSTRIA	B F GOODRICH	PORSCHE 962	107 NR	30
60				7	86	HENRI PESCAROLO/MONTFERMEIL, FR THIERRY BOUYSEN/BELGIUM BRUCE LEVEN/REDMOND, WA	BAYSIDE DISPOSAL RCG	PORSCHE 962	101 NR	30
61		23		24	97+	ALLEN GLICK/LA JOLLA, CA BILLY SCYPHERS JR/MARINA, CA BILL COOPER/SAN FRANCISCO, CA	SCYPHERS-AMOR RCG	CHEVY CORVETTE	99 NR	
62				17	25	DAVID HOWART/TAMPA, FL KENPER HULLER/PITTSFORD, NY MARCIO DENARVAEZ/BOGOTA, COL	RED LOBSTER RACING	CHEVY MARCH	92 NR	
63			12	45	87*	JOHN SCHNEIDER/DALLAS, TX ELLIOTT FORBES ROBINSON/DHVR, NC DON ISFDON/FORT WORTH, TX	PERFORMANCE MOTORSPORT	FORD 924 CARRERA	89 NR	
64		24		39	58+	MICHAEL HAMMOND/MANHATTAN BEACH DON KRAVIG/REDLANDS, CA JIM TORRES/BURBANK, CA	COIN OPERATED RACING	PORSCHE 934	88 NR	
65			13	63	13*	FRANK RUBINO/COCONUT GROVE, FL DENNIS WAGONER/FT LAUDERDALE, FL KEN WROTT/COLUMBUS, OH	RUBINO RACING	MAZDA RX-7	87 NR	
66				42	20	FRED BAKER/CLEVELAND, OH DICK SILVER/CLEVELAND, OH DON HERNAN/CLEVELAND, OH RICH MAHER/CLEVELAND, OH	SPIRIT OF CLEVELAND	PORSCHE TURBO	82 NR	
67		25		46	70+	DON CLAPHING/ORMOND BEACH, FL GREG WALKER/ORMOND BEACH, FL CRAIG RUBRIGHT/CLEARWATER, FL	ORMOND RACING	CHEVY CORVETTE	58 NR	
68				21	87	LYN ST JAMES/DANIA, FL TIM COONITS/RIDGEFIELD, CT ERIC LANG/RODSTOCK, VT	LANG RACING	FORD ARGO	54 NR	
69			14	57	83*	BRUCE OLSEN/BRIDGEWATER, CT WILLARD HONE/SAPASOTA, FL STEVE POTTER/FREEHOLD, NJ	PAUL ROMANO	MAZDA RX-7	48 NR	
70			15	65	77*	JOHN PETRICK/LAND O LAKES, FL DONALD WALLACE/TEMPLE TERRACE, FL DON SIMES/TAMPA, FL	CHAMPIONSHIP MTSPTS	MAZDA RX-7	36 NR	
71		26		72	47+	WALT BOHREN/FLEMINGTON, NJ RON BOUCHARD/PITTSFORD, MA LUIS BEREIX/MIAMI, FL	BINGHAM BROTHERS RCG	PONT FIREBIRD	35 NR	
72		27		40	41+	RALPH NOSEDA/MIAMI, FL	UNLIMITED TELEPHONES	PONT FIREBIRD	28 NR	
73			16	75	84*	CLAY YOUNG/SMYRNA, GA	YOUNG RACING	PONTIAC FIERO	21 NR	
74				22	16	HAROLD GROHS/ESSEN W.GERMANY	HEIN'S CAMP SHOP RCG	PORSCHE TURBO	15 NR	
75				14	61	STEVE SHELTON/FT LAUDERDALE, FL	TEAM USA/DECO SALES	FORD ROYAL	14 NR	
76			17	70	74+	PAUL GENTILIZI/LANSING, MI	WHITENALL MOTORSPORT	FORD 924 CARRERA	12 NR	

NR = NOT RUNNING AT FINISH

** = INCLUDES CONTINGENCY AWARDS

(R) = NEW RECORD

L = 700kg CLASS + = GTO CLASS * = GTU CLASS

OFFICIAL TIMING BY HEUER CENTIGRAPH 305 -- OFFICIAL SCORING BY VEEDER-ROOT

COMPUTERIZED TIMING/SCORING SYSTEM DEVELOPED BY KENNEDY RACING SERVICES
COMPUTERIZATION COURTESY OF CAMEL CIGARETTES

30	25	18	FORFOR/EL SALVADOR	FORFOR RACING	CHEVY SAUER	85
31	26	81	ALBERT NAON/MIAMI, FL	EXOTIC CAR STORES	BUTCH ARGO	47 NR
32	16	39	DON BELL/ROLLING HILLS, CA	WOLLY RACING	CHEVY PROCHIX	43 NR
			JOHN GRANFANTI, FL			
			GARY BELCHER/MIAMI, FL			
33	24	26	VICTOR GONZALEZ/MIAMI, FL	SPOT MASTER RACING	CHEVY RANCEAU	29 NR
			HUGO GALIA/MIAMI, FL			
34	28	85	TICO ALMEIDA/MIAMI, FL	MI-TECH RACING	FORD LOCA	25 NR
			NENE MOREJON/MIAMI, FL			
35	4	37	NICK NICHOLSON/RALEIGH, NC	TBA	TRUDA TIGA	24 NR
36	18	57	RANDY LANIER/DONALD, FL	BLUE THUNDER RACING	CHEVY MARCH	13 NR
37	38	17	JONATHAN PALMER/ENGLAND	EXTRA SUPER FOOD CTR	FORD ARUNDEL	7 NR
38	5	44	BRIAN REIDMAN/JACKSONVILLE, FL	GROUP 11	JAGUAR XJR-5	3 NR

NR = NOT RUNNING AT FINISH

** = INCLUDES CONTINGENCY AWARDS

L = 700kg CLASS (R) = NEW RECORD

OFFICIAL TIMING BY HEUER CENTIGRAPH 305 — OFFICIAL SCORING BY VEEDER-ROOT

COMPUTERIZED TIMING/SCORING SYSTEM DEVELOPED BY KENNEDY RACING SERVICES
COMPUTERIZATION COURTESY OF CAMEL CIGARETTES

LOWENBRAU GT0 GRAND PRIX OF MIAMI
MIAMI STREET/ROAD CIRCUIT
02/27/85

LAP LEADERS: Car #06 Laps 1 - 30

RACE TIME = 0 : 46 : 24.310
AVERAGE SPEED = 71.759 MPH FOR 30 LAPS (55.5 MI.) (R)
MARGIN OF VICTORY = 0 MIN 34.310 SEC

FASTEST QUALIFIER: CAR# 04, WILLY T. RIBBS, 1:27.548, 76.873 MPH (R)

FASTEST LAP: CAR# 06, WILLY T. RIBBS, LAP# 5, 1:29.993, 74.006 MPH (R)

GUARANTEE: \$25,000 ACTUALLY PAID: \$25,000 INCLUDING \$0 IN MANUFACTURER'S
CONTINGENT AWARDS

FIN POS	ST. POS	CAR NO.	DRIVER(S)/HOMETOWN	ENTRANT	CAR	LAPS	PRIZE \$ *
1	1	06	WILLY T RIBBS/SAN JOSE, CA	ROUGH PROTOFAB	FORD MUSTANG	30	\$ 7,000
2	2	85	JOHN JONES/THUNDER BAY, ONT	ROUGH PROTOFAB	FORD MUSTANG	30	4,000
3	4	47	WALT BOKREN/FLEXINGTON, NJ	DINDMAN BROTHERS REG	PONT FIREBIRD	30	2,500
4	3	33	KINGS FONSECA/SAN JOSE, CST RCA	LATINO RACING	PORSCHE 934	29	1,500
5	18	77	BRUCE JENNER/MALIBU, CA	BROOKS RACING	THUNDERBIRD	29	1,000
6	11	38	ROGER MANDEVILLE/SPARTANBURG, SC	MANDEVILLE AUTO TECH	MAZDA RX-7	29	950
7	14	53	DANNY SMITH/PYRTLE BEACH, BC	MANDEVILLE AUTO TECH	MAZDA RX-7	29	900
8	8	97	BILLY SCYPHERS/MARINA, CA	SCYPHERS-ANKOR REG	CHEVY CORVETTE	29	850
9	12	89	JANSAL/SAN SALVADOR, ES	SCORPIO RACING	PORSCHE 934	29	800
10	15	88	KEN MURRAY/FT LAUDERDALE, FL	MMR MOTORSPORTS	PONT FIREBIRD	29	750
11	16	81	KEN BUYP/FT LAUDERDALE, FL	CR7 CONTRACTING CORP	CHEVY CAMARO	28	700
12	36	43	DIEGO MONTOYA/PROVENCENIA, COL	WALKER-BROWN RACING	BMW M-1	28	650
13	25	7	JOHN SAUER/SALINAS, CA	BROOKS RACING	THUNDERBIRD	28	600
14	19	46	JOHN CARUSO/FT LAUDERDALE, FL	DYNASALES	CHEVY CORVETTE	28	550
15	28	5	JOE GONZALEZ/MIAMI, FL	EUROSPEC IMPORTS INC	CHEVY MONZA	28	500
16	23	23	RAUL GARCIA/MIAMI, FL	SUPERIOR RACING TEAM	PONT FIREBIRD	28	450
17	24	36	BILL WINK/DEARBORN, MI	BILL WINK RACING	CHEVY CAMARO	27	400
18	6	91	CHESTER VINCENTZ/PILLS CHURCH, VA	ELECTRODYNE INC	PORSCHE 934	27	350
19	29	92	FEDIN PINEGO/MIAMI, FL	O M R ENGINES	CHEVY CAMARO	26	300
20	26	28	IRVIN AVES/LARGO FL	GEMINI AUTO RACING	CHEVY CORVETTE	26	250
21	27	8	AL LEVENSON/COOPER CITY, FL	86 RACING	CHEVY CORVETTE	26	
22	31	8	CARLOS CATTER/HIALEAH GARDENS, FL	HECTOR COCO	CHEVY CAMARO	25	
23	18	41	LUIS SEREIX/HIALEAH, FL	UNLIMITED TELEPHONES	PONT FIREBIRD	25	
24	33	82	CARON SOLOMONIE/HOLLYWOOD, FL	CARON SOLOMONIE	CHEVY CAMARO	25	
25	28	98	BOB LEE/FT LAUDERDALE, FL	BOBS SPEED PRODUCTS	BUICK SKYWALKER	24	
26	34	66	RICK HABERSIN/MIAMI, FL	HABERSIN CAMERA SHOP	CHEVY CAMARO	22	
27	13	78	ROBERT DYSON/PLEASANT VALLEY, NY	DYSON RACING TEAM	PONT FIREBIRD	21 NR	
28	17	85	R J VALENTINE/HINGHAM, MA	MBA COMPANIES	PONT FIREBIRD	19 NR	
29	32	96	TED BORKOWSKI/LARGO, FL	RFL RACING	CHEVY CORVETTE	14 NR	
30	35	64	ERNESTO SOTO/MIAMI, FL	RENE RODRIGUEZ	CHEVY CORVETTE	11 NR	
31	7	39	RICARDO LONDRONG/MIAMI, FL	LONDRONG BRIDGE REG	PONT FIREBIRD	11 NR	
32	3	6	WALLY BALLEMPACH JR/BABALTO, CO	ROUGH PROTOFAB	FORD MUSTANG	9 NR	
33	22	12	JOHN HAYES-HARLOW/YORKSHIRE, ENG	WALTER JOHNSTON	PONT FIREBIRD	7 NR	
34	21	58	TONY SHEEHY/MIAMI, FL	MONTY TRAINER'S	CHEVY CAMARO	6 NR	
35	9	68	LUIS MENDEZ/SANTO DOMINGO, D REP	LUIS MENDEZ RACING	PORSCHE CARRERA	5 NR	
36	38	11	EUSENIO MARTINEZ/MIAMI, FL	AMERICAN SPORTS CAR	CHEVY CAMARO	3 NR	

Sebring


33rd Coca-Cola Classic 12-Hours

March 23



Event: Coca-Cola Classic: 12 Hours of Sebring, Sebring, Fla.
 Date: March 23, 1985
 Race Time: 12:00-06:58
 Average Speed: 113.787 mph for 261 laps (1365.86 mi.) (R)
 Margin of Victory: 0 min 23.073 sec - 4 laps
 Lights Winner's Average Speed = 122.143 mph (R)
 GTD Winner's Average Speed = 101.600 mph (R)
 GTU Winner's Average Speed = 84.582 mph
 Fastest O/A Qualifier: Car #6, Hans Stuck, 2:12.875, 131.574 mph (R)
 Fastest Lights Qualifier: Car #52, Jim Downing, 2:35.281, 111.852 mph (R)
 Fastest GTD Qualifier: Car #47, Wes Berman, 2:55.816, 111.570 mph
 Fastest GTU Qualifier: Car #78, C. F. Robinson, 3:43.058, 107.963 mph
 Fastest O/A Lap: Car #14, Al Holbert, lap #23, 2:10.716, 120.818 mph (R)
 Fastest Lights Lap: Car #83, Jim Downing, lap #29, 2:35.710, 112.353 mph (R)
 Fastest GTD Lap: Car #65, Outenbach, lap #18, 2:36.460, 111.824 mph
 Fastest GTU Lap: Car #75, E. F. Robinson, lap #3, 2:43.562, 109.876 mph (R)
 Guarantee: \$90,000 actually paid \$100,926 including \$11,926 in manufacturer's contingent awards from Bristol, Bosch, Bridgestone, Champion, Coker, Enrli & Gull, wheels-Eurocrete, Mazda, NAK, Simpson Safety, Tilton, Wipac etc.

Fin Pos.	Cl. Pos.	Car No.	Driver	Car	Laps	Price \$571
1	13	8	A. J. Fari	Porsche 912	261	\$23,200
2	2	14	Al Holbert Derek Bell Al Holbert, Jr.	Porsche 912	277	11,000
3	12	68	Pete Halsmer Rex Reed Dale Quarter	Porsche 912	268	5,575
4	3	44	Bob Tufts Chip Robinson	Jaguar XJR-5	259	3,000
5	16	83L	Jim Downing John Willard	Mazda RX-7	253	2,550
6	89	65*	Wes Berman John Jones	Ford Mustang	251	6,000
7	10	7	Al Leon Art Leon Sheeter McWhirter	Porsche March	260	1,450
8	48	11	Chuck Kendall John Holchak Bob Kirby	Porsche Turbo	240	1,400
8	40	90*	Les Detwiler Andy Felery Patty Hesse Peter Lind	Pontiac Firebird	239	4,300
10	41	09*	Mike Schaefer Lery Figaro Dan Courtney	Ford Capri	237	2,750
11	34	01*	Mike Heckney Brent O'Neill	Chevy Monza	231	2,100
12	81	88*	James Finkbeiner Alfredo Mans Danny Smith	Porsche 934	218	1,600
13	32	53*	Tom Waugh Tom Bumsall Ray Walter	Mazda RX-7	218NR	1,200
14	30	37L	Nick Nicholson Gary Auberlen Pete Jucker	Mazda RX-7	216	4,100
15	81	55*	Adrian Gang Kelly Kendall Ron Pawley Con Moran	Porsche 911	206	6,250
16	93	03L	Paul Gorni Rainer Bratzka M. Casano	Mazda RX-7	205	2,925
17	61	31	Eriz Hochreiter Tom Kendall Ben Kendall	Porsche Turbo	204	500
18	57	09*	Max Jones Rick Barless Michael Hightower Jim Torres	Porsche 911	203NR	400
19	53	00*	Carry O'Brien Mike Van Stenberg Tom Lee	Mazda RX-7	202	4,425
20	28	56*	Bill Julian Jeff Hudson Dick Greer	Porsche 934	186NR	250
21	89	24L	Don Herman Fred Baker	Mazda RX-7	184	1,200
22	69	88*	Greg Mahanville Logan Blackburn	Buick Skyhawk	182	200
23	32	20		Porsche Turbo	182	200
24	30	30*		Mazda RX-7	180NR	200





25	73	35*	Jack Griffin Bobby Helmer Skip Wilmer	Porsche 911	178	1,700
26	6	67	Jim Busby John Morton James Mack	Porsche 911	175NR	200
27	8	15	John Kalugin John Lloyd Tommy Gilmann	Chevy March	170NR	200
28	85	16*	Ann Case Dave Pannaccione Earl Keck	Porsche 911	165	1,200
29	89	83*	Bill Weaan Eusebio Kennedy Mauricio DeNarves	Chevy Corvair	158	200
30	18	43	David Cowart Kemper McNeil Ray Newsome	Porsche Turbo	157NR	200
31	47	02*	Ben McVey Dale Knicker Craig Smiler	Mazda RX-7	148	800
32	79	85*	George Shaller Jim Valley Crew Hart	Chevy Camaro	145NR	200
33	21	56*	Jim Trueman Jerry Thompson John Higgins	Chevy Corvair	134NR	200
34	45	78*	Chris Reed James King Tommy Penn	Porsche Turbo	121NR	200
35	14	7	Ben Waller Ben Worthington Don Hope	Porsche Turbo	120NR	200
36	70	85*	Jim Stricklin Tom Stricklin Paul Lewis	Chevy Corvair	110	200
37	38	42*	Scott Pruitt Jon Vardik Ken Snigg	Mazda RX-7	117NR	600
38	37	81*	Guy Church E.J. Gonzalez Jack Baldwin	Chevy Camaro	116NR	200
38	27	78*	Jill Kline Randy Lanier Tull Whittington	Mazda RX-7	114NR	200
40	4	1		Chevy March	114NR	200
41	43	45*	Luis Gardino Rolando Fajardo Manuel Villa	Ford Capri	111NR	200
42	30	84*	Steve Zeman Mike Tarnay Rob Peltier	Mazda RX-7	111	200
43	60	25*	William Boyer Steve Roberts John Barber	Chevy Camaro	109	200
44	11	01	Don Bell Mark Grassman Tommy Piggins	Buick Wildcat	105NR	200
45	44	22*	Del Taylor John May Raymond Johnson	Pontiac Firebird	101NR	200
46	69	13*	Cameron Worth Felix Brizolis Dann Brantford	Mazda RX-7	91NR	200
47	45	20	And Luyendyk Jerry Brantford John McDermott	Chevy March	86NR	200
48	35	51*	Rick Mansour Fred Fiala Dob Wheeler	Ford Capri	85NR	200
48	67	05	Ed Crosby Jill Hubbell Mary Hinkle	Chevy Camaro	76NR	200
50	17	18	Will Minter Art Yarosh Wesley Frank	Porsche Turbo	75NR	200
51	20	28	Dave White Jerry Kendall Al Bacon	Porsche Turbo	68NR	200
52	40	17*	Charlie Gunn Bobby Ann Jr. Ben Ann	Mazda RX-7	67NR	200
53	1	5	Hans Stuck Jim Mullen Tom Winters	Porsche 911	65NR	200
54	26	73*	Bob Bergstrom Enon Forbes-Robinson Carlos Munoz	Ford Capri	65NR	200
55	66	48*	Luuk Lezer Herman Gylenno	Porsche 911	65NR	200

Road Atlanta

April 14

Atlanta Journal/Constitution Grand Prix




Event: Atlanta Journal/Constitution Grand Prix - Camel GT Road Atlanta
 Location: Atlanta, Ga.
 Date: April 14, 1984
 Race Time: 7:52:42.614
 Average Speed: 109.891 mph (107.424 laps - 114.48 mi - 114P)
 Margin of Victory: 2 m. 13.257 sec. - 1.148
 Lights Winner's Average Speed: 111.258 mph (4P)
 GTD Winner's Average Speed: 103.451 mph (4P)
 GTU Winner's Average Speed: 114.855 mph (4P)
 Fastest O.A. Qualifier: Carl A. Allbritton - 1:24.156 - 114.242 mph (4P)
 Fastest Lights Qualifier: Carl A. Allbritton - 1:23.277 - 116.391 mph (4P)
 Fastest GTD Qualifier: Carl A. Allbritton - 1:23.300 - 116.278 mph (4P)
 Fastest GTU Qualifier: Carl A. Allbritton - 1:23.075 - 116.600 mph (4P)
 Fastest O.A. Lap: Carl A. Allbritton - 1:17.176 - 118.845 mph (4P)
 Fastest Lights Lap: Carl A. Allbritton - 1:21.215 - 119.418 mph (4P)
 Fastest GTD Lap: Carl A. Allbritton - 1:22.343 - 118.400 mph (4P)
 Fastest GTU Lap: Carl A. Allbritton - 1:22.056 - 118.731 mph (4P)
 Guarantee: \$10,000 (winners) - \$20,000 (top 2) - \$30,000 (top 3) - \$40,000 (top 4) - \$50,000 (top 5)
 Cars: 24 (winners from Atlanta) - Bosch - Champion Spark - Honda Co. - Gulf
 Works - Eurostar Racing - Ken - Mazda - Tech Engineering and Services


Fin. Pos.	St. No.	Driver	Car	Laps	Time
1	34	Steve Reinhardt	Jaguar XJ6	124	1:52:42.614
2	24	Robert Kees	Jaguar XJ6	120	1:57:00
3	36	Chuck Jones	Porsche 911	120	1:58:00
4	48	John D. Miller	Porsche 911	120	1:58:00
5	42	Steve Reinhardt	Porsche 911	120	1:58:00
6	40	Carl A. Allbritton	Porsche 911	120	1:58:00
7	22	John D. Miller	Porsche 911	120	1:58:00
8	12	John D. Miller	Porsche 911	120	1:58:00
9	10	John D. Miller	Porsche 911	120	1:58:00
10	20	John D. Miller	Porsche 911	120	1:58:00
11	18	John D. Miller	Porsche 911	120	1:58:00
12	16	John D. Miller	Porsche 911	120	1:58:00
13	14	John D. Miller	Porsche 911	120	1:58:00
14	12	John D. Miller	Porsche 911	120	1:58:00
15	10	John D. Miller	Porsche 911	120	1:58:00
16	8	John D. Miller	Porsche 911	120	1:58:00
17	6	John D. Miller	Porsche 911	120	1:58:00
18	4	John D. Miller	Porsche 911	120	1:58:00
19	2	John D. Miller	Porsche 911	120	1:58:00
20	38	John D. Miller	Porsche 911	120	1:58:00
21	36	John D. Miller	Porsche 911	120	1:58:00
22	34	John D. Miller	Porsche 911	120	1:58:00
23	32	John D. Miller	Porsche 911	120	1:58:00
24	30	John D. Miller	Porsche 911	120	1:58:00
25	28	John D. Miller	Porsche 911	120	1:58:00
26	26	John D. Miller	Porsche 911	120	1:58:00
27	24	John D. Miller	Porsche 911	120	1:58:00
28	22	John D. Miller	Porsche 911	120	1:58:00
29	20	John D. Miller	Porsche 911	120	1:58:00
30	18	John D. Miller	Porsche 911	120	1:58:00
31	16	John D. Miller	Porsche 911	120	1:58:00
32	14	John D. Miller	Porsche 911	120	1:58:00
33	12	John D. Miller	Porsche 911	120	1:58:00
34	10	John D. Miller	Porsche 911	120	1:58:00
35	8	John D. Miller	Porsche 911	120	1:58:00
36	6	John D. Miller	Porsche 911	120	1:58:00
37	4	John D. Miller	Porsche 911	120	1:58:00
38	2	John D. Miller	Porsche 911	120	1:58:00
39	38	John D. Miller	Porsche 911	120	1:58:00
40	36	John D. Miller	Porsche 911	120	1:58:00
41	34	John D. Miller	Porsche 911	120	1:58:00
42	32	John D. Miller	Porsche 911	120	1:58:00
43	30	John D. Miller	Porsche 911	120	1:58:00
44	28	John D. Miller	Porsche 911	120	1:58:00
45	26	John D. Miller	Porsche 911	120	1:58:00
46	24	John D. Miller	Porsche 911	120	1:58:00
47	22	John D. Miller	Porsche 911	120	1:58:00
48	20	John D. Miller	Porsche 911	120	1:58:00
49	18	John D. Miller	Porsche 911	120	1:58:00
50	16	John D. Miller	Porsche 911	120	1:58:00
51	14	John D. Miller	Porsche 911	120	1:58:00
52	12	John D. Miller	Porsche 911	120	1:58:00
53	10	John D. Miller	Porsche 911	120	1:58:00
54	8	John D. Miller	Porsche 911	120	1:58:00
55	6	John D. Miller	Porsche 911	120	1:58:00
56	4	John D. Miller	Porsche 911	120	1:58:00
57	2	John D. Miller	Porsche 911	120	1:58:00
58	38	John D. Miller	Porsche 911	120	1:58:00
59	36	John D. Miller	Porsche 911	120	1:58:00
60	34	John D. Miller	Porsche 911	120	1:58:00

NP - Not Running at Finish - Includes Unfinished Laps
 B - New Record

Mustang won with a commanding lead over the second-place Chet Vincentz/Kees Nierop Porsche 934 after running the latter part of the race.




Scott



Los Angeles Times/Nissan Grand Prix of Endurance

Event: Los Angeles Times Nissan Grand Prix of Endurance, Pacific International Raceway, Riverside, Calif.
 Date: April 28, 1985
 Race Time: 3:27:28.513
 Average Speed: 100.113 mph (163.346 km/h)
 Margin of Victory: 0.0000
 Light's Winner's Average Speed: 99.802 mph
 GTD Winner's Average Speed: 101.554 mph
 TU Winner's Average Speed: 96.165 mph
 Fastest O/A Qualifier: Car #45, Roy Nelson, 1:30.254 (126.536 mph)
 Fastest Lights Qualifier: Car #10, Kelly Martin, 1:30.132 (126.620 mph)
 Fastest GTD Qualifier: Car #65, W. Galloway, 1:32.514 (114.11 mph)
 Fastest GTU Qualifier: Car #92, Lee Mueller, 1:31.251 (121.36 mph)
 Fastest O/A Lap: Car #14, Al Holbert, 1:40.43 (136.776 mph)
 Fastest Lights Lap: Car #91, Kelly Martin, 1:40.507 (136.620 mph)
 Fastest GTD Lap: Car #65, W. Galloway, 1:41.721 (134.24 mph)
 Fastest GTU Lap: Car #23, Dick Donohoff, 1:40.49 (136.827 mph)
 Guarantee: \$95,000 (including \$100,000) including \$11,500 (plus fuel) for each of 15 competing teams from Britain, Argentina, Brazil, Canada, Egypt, Great Britain, East Germany, Korea, Mexico, New Zealand, New York, USA and Venezuela

Pos.	Car No.	Car	Driver	Class	Time	Speed
1	2	94	Ray Nelson	Porsche 96C	1:30:25.4	126.536
2	6	97	John Morley Jim Busby Rick Knorr	Porsche 96C	1:30:28.513	126.480
3	14	94	Bob Tallian Chip Robinson	Jaguar XJR-1	1:30:30.0	126.424
4	10	1	Bob Akin Jim Mullin	Porsche 96C	1:30:32.0	126.368
5	11	7	John Adams John Holbert John Jores	Porsche 96C	1:30:35.0	126.312
6	15	65	Wally Galloway	Ford Mustang	1:30:38.0	126.256
7	25	63L	Jim Downing John Mullins Kelly Marsh	Mazda RX-7	1:30:41.0	126.200
8	21	90L	Ron Prewy John St. James Bruce Jansel	Ford Mustang	1:30:44.0	126.144
9	27	67	Charles Morgan Bill & Sue Al Meyer	Buick Skylark	1:30:47.0	126.088
10	23	6L	Tom Goo Gus Bonds	Buick Skylark	1:30:50.0	126.032
11	1	14	Tom Goo Gus Bonds	Porsche 96C	1:30:53.0	125.976
12	22	16	Wally Galloway John Mullins Kelly Marsh	Mazda RX-7	1:30:56.0	125.920
13	14	3	Tom Goo Gus Bonds	Triumph	1:30:59.0	125.864
14	24	39	Wally Galloway John Mullins Kelly Marsh	Porsche 96C	1:31:02.0	125.808
15	33	42	David Stronach Ralph Durkin Bar Kendall Tom Kendall Bill Van	Chevy Camaro	1:31:05.0	125.752
16	26	19	David Stronach Ralph Durkin Bar Kendall Tom Kendall Bill Van	Mazda RX-7	1:31:08.0	125.696
17	32	26	Bar Kendall Tom Kendall Bill Van	Mazda RX-7	1:31:11.0	125.640
18	43	53	Darryl Smith Tom Waugh Felix Baer	Vauxha Viva	1:31:14.0	125.584
19	31	15	Felix Baer Bob Rieker David Jansel	Chevy Camaro	1:31:17.0	125.528
20	0	0	David Jansel	Chevy Camaro	1:31:20.0	125.472
21	21	211	Harold Bagal Roy Nelson	Vauxha Viva	1:31:23.0	125.416
22	45	42	Paul Lewis Scott Pruitt	Mazda RX-7	1:31:26.0	125.360
23	50	50	Gary Aubrien Rob Jansel Jim Whitham Tom Mar	Porsche 911	1:31:29.0	125.304
24	15	51	Larry Smith Ron Bergstein Roy Newcomb Bill McVey	Porsche 911	1:31:32.0	125.248
25	16	70	John King Eugene Forbes Robinson Buster McFarlane	Porsche 911	1:31:35.0	125.192
26	18	72	Clay Young Anna Johnson Jack Dunham Bruce Lunn Dave Hahn	Porsche 96C	1:31:38.0	125.136
27	53	74	Steve Wilson Mike Deitz Cari McGinn Al Bacon	BMW 326i	1:31:41.0	125.080
28	24	72L	Dennis Kaurer Burt Stoyen Dan Marvin Sergey Nardi Ted Dunn	Mazda RX-7	1:31:44.0	125.024
29	42	10	Roger McWhorter Lynette Blackburn Bryan Penman Hurry Hayward Dil Taylor	Mazda RX-7	1:31:47.0	124.968
30	41	71	Arvid Almqvist Olof Bj	Porsche 96C	1:31:50.0	124.912
31	4	85	Jack Newcomb John King Lou Spill	Buick Skylark	1:31:53.0	124.856
32	51	43	Lisa Gardner Frank Montebelli Doug Barnhill Gary Eisenhart Chris Cook Steve Miller Bob Earl	Chevy Camaro	1:31:56.0	124.800
33	39	111	Dominic Froskan Gordon March Lyle Tumbler Terry Wager	Nissan 280ZX	1:31:59.0	124.744
34	29	9	Chas F. Braddish John Kalpin George Kennell C. J. Webb	Nissan 280ZX	1:32:02.0	124.688
35	17	20	Tim Cocks Darryl Edwards Rick Barlowe Whitney Geric Dick Davidson George Alderman David Day Dennis Auer John Paul	Toyota Celica	1:32:05.0	124.632
36	12	11	Neil Runkel John Paul	BMW 326i	1:32:08.0	124.576
37	13	30	Tom Waugh Felix Baer Bob Rieker David Jansel	Ford Tempo	1:32:11.0	124.520
38	34	39	Tom Waugh Felix Baer Bob Rieker David Jansel	Mercury	1:32:14.0	124.464
39	44	76	Tom Waugh Felix Baer Bob Rieker David Jansel	Chevy Camaro	1:32:17.0	124.408
40	40	75	Tom Waugh Felix Baer Bob Rieker David Jansel	Porsche 911	1:32:20.0	124.352
41	52	54	Tom Waugh Felix Baer Bob Rieker David Jansel	Buick Wildcat	1:32:23.0	124.296
42	54	54	Tom Waugh Felix Baer Bob Rieker David Jansel	Nissan 280ZX	1:32:26.0	124.240
43	55	55	Tom Waugh Felix Baer Bob Rieker David Jansel	Nissan 280ZX	1:32:29.0	124.184
44	56	56	Tom Waugh Felix Baer Bob Rieker David Jansel	Toyota Celica	1:32:32.0	124.128
45	57	57	Tom Waugh Felix Baer Bob Rieker David Jansel	Buick Wildcat	1:32:35.0	124.072
46	58	58	Tom Waugh Felix Baer Bob Rieker David Jansel	Buick Wildcat	1:32:38.0	124.016
47	59	59	Tom Waugh Felix Baer Bob Rieker David Jansel	Buick Wildcat	1:32:41.0	123.960
48	60	60	Tom Waugh Felix Baer Bob Rieker David Jansel	Buick Wildcat	1:32:44.0	123.904
49	61	61	Tom Waugh Felix Baer Bob Rieker David Jansel	Buick Wildcat	1:32:47.0	123.848
50	62	62	Tom Waugh Felix Baer Bob Rieker David Jansel	Buick Wildcat	1:32:50.0	123.792
51	63	63	Tom Waugh Felix Baer Bob Rieker David Jansel	Buick Wildcat	1:32:53.0	123.736
52	64	64	Tom Waugh Felix Baer Bob Rieker David Jansel	Buick Wildcat	1:32:56.0	123.680
53	65	65	Tom Waugh Felix Baer Bob Rieker David Jansel	Buick Wildcat	1:32:59.0	123.624
54	66	66	Tom Waugh Felix Baer Bob Rieker David Jansel	Buick Wildcat	1:33:02.0	123.568
55	67	67	Tom Waugh Felix Baer Bob Rieker David Jansel	Buick Wildcat	1:33:05.0	123.512
56	68	68	Tom Waugh Felix Baer Bob Rieker David Jansel	Buick Wildcat	1:33:08.0	123.456
57	69	69	Tom Waugh Felix Baer Bob Rieker David Jansel	Buick Wildcat	1:33:11.0	123.400
58	70	70	Tom Waugh Felix Baer Bob Rieker David Jansel	Buick Wildcat	1:33:14.0	123.344
59	71	71	Tom Waugh Felix Baer Bob Rieker David Jansel	Buick Wildcat	1:33:17.0	123.288
60	72	72	Tom Waugh Felix Baer Bob Rieker David Jansel	Buick Wildcat	1:33:20.0	123.232
61	73	73	Tom Waugh Felix Baer Bob Rieker David Jansel	Buick Wildcat	1:33:23.0	123.176
62	74	74	Tom Waugh Felix Baer Bob Rieker David Jansel	Buick Wildcat	1:33:26.0	123.120
63	75	75	Tom Waugh Felix Baer Bob Rieker David Jansel	Buick Wildcat	1:33:29.0	123.064
64	76	76	Tom Waugh Felix Baer Bob Rieker David Jansel	Buick Wildcat	1:33:32.0	123.008
65	77	77	Tom Waugh Felix Baer Bob Rieker David Jansel	Buick Wildcat	1:33:35.0	122.952
66	78	78	Tom Waugh Felix Baer Bob Rieker David Jansel	Buick Wildcat	1:33:38.0	122.896
67	79	79	Tom Waugh Felix Baer Bob Rieker David Jansel	Buick Wildcat	1:33:41.0	122.840
68	80	80	Tom Waugh Felix Baer Bob Rieker David Jansel	Buick Wildcat	1:33:44.0	122.784
69	81	81	Tom Waugh Felix Baer Bob Rieker David Jansel	Buick Wildcat	1:33:47.0	122.728
70	82	82	Tom Waugh Felix Baer Bob Rieker David Jansel	Buick Wildcat	1:33:50.0	122.672
71	83	83	Tom Waugh Felix Baer Bob Rieker David Jansel	Buick Wildcat	1:33:53.0	122.616
72	84	84	Tom Waugh Felix Baer Bob Rieker David Jansel	Buick Wildcat	1:33:56.0	122.560
73	85	85	Tom Waugh Felix Baer Bob Rieker David Jansel	Buick Wildcat	1:33:59.0	122.504
74	86	86	Tom Waugh Felix Baer Bob Rieker David Jansel	Buick Wildcat	1:34:02.0	122.448
75	87	87	Tom Waugh Felix Baer Bob Rieker David Jansel	Buick Wildcat	1:34:05.0	122.392
76	88	88	Tom Waugh Felix Baer Bob Rieker David Jansel	Buick Wildcat	1:34:08.0	122.336
77	89	89	Tom Waugh Felix Baer Bob Rieker David Jansel	Buick Wildcat	1:34:11.0	122.280
78	90	90	Tom Waugh Felix Baer Bob Rieker David Jansel	Buick Wildcat	1:34:14.0	122.224
79	91	91	Tom Waugh Felix Baer Bob Rieker David Jansel	Buick Wildcat	1:34:17.0	122.168
80	92	92	Tom Waugh Felix Baer Bob Rieker David Jansel	Buick Wildcat	1:34:20.0	122.112
81	93	93	Tom Waugh Felix Baer Bob Rieker David Jansel	Buick Wildcat	1:34:23.0	122.056
82	94	94	Tom Waugh Felix Baer Bob Rieker David Jansel	Buick Wildcat	1:34:26.0	122.000
83	95	95	Tom Waugh Felix Baer Bob Rieker David Jansel	Buick Wildcat	1:34:29.0	121.944
84	96	96	Tom Waugh Felix Baer Bob Rieker David Jansel	Buick Wildcat	1:34:32.0	121.888
85	97	97	Tom Waugh Felix Baer Bob Rieker David Jansel	Buick Wildcat	1:34:35.0	121.832
86	98	98	Tom Waugh Felix Baer Bob Rieker David Jansel	Buick Wildcat	1:34:38.0	121.776
87	99	99	Tom Waugh Felix Baer Bob Rieker David Jansel	Buick Wildcat	1:34:41.0	121.720
88	100	100	Tom Waugh Felix Baer Bob Rieker David Jansel	Buick Wildcat	1:34:44.0	121.664



NR Not Running at Finish
 * New Record
 - Game Lights
 ** Includes contingent awards
 - GTU Class

Round 9

Mid-Ohio

June 8-9

Lumbermens 500 North American Sports Car Championship



Event: Lumbermens 500 Camel GT, Mid-Ohio Sports Car Course, Lexington, Ohio
 Date: June 8, 1985
 Race Time: 3: 29: 35.468
 Average Speed: 97.880 mph for 129 laps (609.6 mi.) (R)
 Margin of Victory: 0 min 48.831 sec
 Lights Winner's Average Speed = 90.308 mph (R)
 Fastest O/A Qualifier: Car #48, David Hobbs, 1:21.335, 106.227 mph (R)
 Fastest Lights Qualifier: Car #73, Jeff Nina, 1:29.827, 96.208 mph (R)
 Fastest O/A Lap: Car #14, Al Holbert, lap #3, 1:24.000, 102.382 mph (R)
 Fastest Lights Lap: Car #75, Jeff Kline, lap #3, 1:32.300, 93.676 mph (R)
 Guarantee: \$70,000 actually paid; \$74,500 including \$3,000 in manufacturer's contingent awards from Bosch, Champion and Mazda
 NASCAR Drivers Cup Winner Al Holbert

Fin. Pos.	St. No.	Car No.	Driver	Car	Laps	Price \$**
1	7	14	Al Holbert	Porsche 962	129	\$22,000
2	1	86	Dan Barr	Porsche 982	129	70,500
3	9	44	Merley Hayward	Jaguar XJR-3	128	8,200
4	3	10	Robert Dyson	Porsche 982	125	3,000
5	7	88	Dave Gibson	Porsche 962	124	4,100
6	13	22	Art Leon	Chevy March	120	3,500
7	15	75L	Jeff Kline	Mazda RX-7	119	7,200
8	11	15	John Kallagan	Porsche March	119	2,500
9	20	63L	Jim Downing	Mazda RX-7	113	4,200
10	17	62L	Charles Morgan	BMW M1	115	2,600
11	18	63R	Nelly March	Mazda RX-7	115	1,800
12	16	3	Ron Fawcett	BMW M1	114	800
13	23	24	Wayne Fitzgibbon	Porsche 962	102NR	750
14	21	9L	Bob Heintz	Mazda RX-7	100	700
15	24	66	Dick Striver	Porsche Turbo	102	850
16	27	18	Don Herman	Alfa Romeo	100	800
17	3	45	John Paul	Dodge March	87NR	550
18	14	69	E.B. Lynch	Ford Argo	81	500
19	19	72L	Elton Forbes-Robinson	Porsche 962	56NR	450
20	26	19	Steve Alexander	Porsche Turbo	48NR	400
21	4	7	Kevin Ludwig	Mitsubishi	25NR	
22	12	4	Carson Baird	Porsche March	17NR	
23	8	2	Don Williamson	Chevy Camaro	13NR	
24	22	20	Joe Hill	Porsche 962	8NR	
25	10	67	Jim Busby	Ford Alfa	2NR	
26	6	93	Jim Trueman	Gerrith Chevron	2NR	
27	25	72R	Roger Schryer			

NR = Not Running at Finish (R) = New Record ** Includes Contingency Awards L = Camel Lights



Event: Camel GT/O/GTU, Mid-Ohio Sports Car Course, Lexington, Ohio
 Date: June 8, 1985
 Race Time: 2: 05: 42.323
 Average Speed: 89.203 mph for 78 laps (187.2 mi.) (R)
 Margin of Victory: 1 min 6.716 sec + 1 lap
 GTU Winner's Average Speed = 80.293 mph (R)
 GTU Winner's Average Speed = 85.784 mph (R)
 Fastest O/A Qualifier: Car #55, W. Dallmeier, 1:30.148, 95.841 mph (R)
 Fastest Lights Qualifier: Car #55, Bob East, 1:34.650, 91.284 mph (R)
 Fastest O/A Lap: Car #7, E.L. Brassfield, lap #2, 1:32.008, 95.807 mph (R)
 Fastest GTU Lap: Car #42, Scott Pruett, lap #21, 1:36.972, 89.061 mph (R)
 Guarantee: \$35,000 actually paid; \$36,475 including \$1,075 in manufacturer's contingent awards from Datsun, Champion, Ford, Wheel's-Europan Racing, Mazda, MGK and Tilton Engineering.
 NASCAR Drivers Cup Winner: Darin Brassfield


Fin. Pos.	St. No.	Car No.	Driver	Car	Laps	Price \$**
1	1	85+	John Jones	Ford Mustang	78	\$7,500
2	6	38+	Wally Dallmeier Jr.	Mazda RX-7	77	4,800
3	5	67+	Lyn St. James	Ford Mustang	78	2,600
4	6	81+	Bob Heintz	Ford Mustang	78	2,600
5	9	78+	Clay Young	Pontiac Fiero	78	6,200
6	14	23+	Jack Baldwin	Mazda RX-7	78NR	4,050
7	12	98+	Delmy Smith	Mazda RX-7	75	800
8	12	98+	Chris Dord	Toyota Celica	75	2,375
9	11	71+	Bob Bergstrom	Ford Mustang	76	1,850
10	13	57+	Amos Johnson	Mazda RX-7	74NR	1,200
11	16	17+	Dave Heintz	Chevy Corvette	74	800
12	18	42+	Al Bacon	Mazda RX-7	73	1,100
13	18	42+	Paul Lewis	Mazda RX-7	71	800
			Scott Pruett			

NR = Not Running at Finish (R) = New Record ** Includes Contingency Awards L = Camel Lights



13	17	51+	Rick Mancuso	Ferrari BB512	72	500
14	27	90+	John McComb	Pontiac Fiero	71	500
15	30	6+	Lee DeBruin			
16	30	6+	Andy Pacey			
17	21	72+	Reed Ryder	Nissan 280ZX	70	400
18	26	72+	Harold Shaver	Chevy Camaro	70	350
19	25	52+	Helmuth Elberberger	Mazda RX-7	69	300
20	31	78+	Roy Newberry	Mazda RX-7	69	300
21	31	78+	John Higgins	Porsche 911	67	300
22	32	62+	Dick Greer	Mazda RX-7	67	300
23	24	8+	Terry Harbeck	Mazda RX-7	66	250
24	20	75+	Darin Brassfield	Mazda RX-7	64	250
25	7	58+	Christopher Dentis	Thunderbird	61NR	1,700
26	20	75+	Donald Anderson	Mazda RX-7	61	250
27	20	75+	Bob East	Pontiac Fiero	55NR	85
28	27	57+	Steve Volk	Porsche 911	55	250
29	19	32+	Philip Kaim	Chevy Camaro	52	250
30	19	32+	John Hayes-Marlow	Pontiac Fiero	51	250
31	3	96+	Arvid Almqvist			
32	33	91+	Dennis Aam	Toyota Celica	40NR	250
33	45	31+	Bob Spelman	Nissan 280Z	38NR	250
34	35	90+	Bill Miller	Nissan 280Z	31NR	
35	18	31+	Phil Byrd	Nissan 280Z	29NR	
36	34	18+	Mark Adams	Ford Camaro	25NR	
37	34	18+	Mike Nelson	Ford Camaro	17NR	
38	36	26+	Earl Row	Nissan 280Z	15NR	
39	4	46+	Tommy Higgins	Porsche 911-R	11NR	
40	22	26+	Dan Finley	Pontiac Fiero	8NR	
			Cheryl Corbett	Chevy Camaro	8NR	

NR = Not Running at Finish (R) = New Record ** Includes Contingency Awards L = Camel Lights



Event: Le Mans 24 Hours, Road America, EXHIBIT LAST Wk.
 Date: Aug. 24, 1988
 Race Time: 4:02:01.3
 Average Speed: 102.311 mph for 125 laps (500 mi.)
 Margin of Victory: 0 min 43.185 sec - 1 lap
 Lap(s) Winner's Average Speed: 91.771 mph (R)
 GTD Winner's Average Speed: 81.086 mph
 GTD Winner's Average Speed: 82.956 mph
 Fastest O/A Qualifier: Car #7, Klaus Ludwig, 1:29.881, 120.115 mph (R)
 Fastest Lights Qualifier: Car #23, Kelly Markin, 2:10.845, 102.011 mph (R)
 Fastest GTD Qualifier: Car #56, Craig Carter, 2:31.300, 95.116 mph (R)
 Fastest O/A Lap: Car #14, Derek Bell, lap #56, 2:02.650, 117.588 mph (R)
 Fastest Lights Lap: Car #93, Kerry Martin, lap #48, 2:18.190, 103.458 mph (R)
 Fastest GTD Lap: Car #27, Scott Pruett, lap #8, 2:17.492, 104.735 mph (R)
 Fastest GTD Lap: Car #76, Jack Roush, lap #81, 2:27.520, 97.746 mph
 Guarantee: \$103,000 actually paid, \$114,275 including \$11,275 in manufacturer's anniversary awards from Buick, Bosch, Bridgestone, Champion, Roto Wheels, Eurotec, Hoosier, Koni, Marz, Simpson Safety Ties, Union 76 and Valvoline.
 Norton Driver's Cup Awarded to: Bobby Rahal and Lynn St. James

Rn.	Pos.	Clas.	Pos.	Min.	Driver	Car	Laps	Prize \$1000
1	2	76			Dinke Olson	Porsche 962	125	\$24,000
2	4	86			Bruce Leven	Porsche 962	124	11,400
3	7	67			Jim Busby	Porsche 962	121	6,700
4	6	88			John May	Porsche 962	121	4,500
5	13	15			John Katsenjian	Porsche March	119	3,000
6	14	2			Allison	Porsche March	119	2,500
7	17	04			Randy Lerner	Ford Aka	115	2,100
8	10	04			Ludwig Hubert, Jr.	Jaguar XJR-5	114	1,850
9	26	83L			Brian Redman	Mazda Argo	112	7,600
10	30	03L			Hurley Haywood	Mazda Argo	112	4,800
11	24	85			Don Marsh	Ford Mustang	112	7,000
12	21	01			John James	Ford Mustang	110	4,200
13	22	01			Lyn St. James	Porsche 934	110	4,200
14	29	9L			Chris Vercell	Mazda Tiga	109	3,500
15	34	96			Hees Hie-op	Mazda Tiga	109	3,500
16	35	76			Frank Carrillo	Mazda Tiga	109	3,500
17	34	99			Dirk Devereux	Mazda RX-7	105	7,750
18	34	99			Jack Brown	Mazda RX-7	105	7,750
19	34	99			Jim Kiew	Mazda RX-7	105	7,750
20	34	99			Chris Cord	Mazda RX-7	105	7,750
21	34	99			Dennis Rasmussen	Mazda RX-7	105	7,750
22	34	99			Ericson Kase	Mazda RX-7	105	7,750
23	34	99			Bruce Jenner	Mazda RX-7	105	7,750
24	34	99			Reed Pruitt	Mazda RX-7	105	7,750
25	34	99			Patric Angstadt	Mazda RX-7	105	7,750
26	34	99			Herb Johnson	Mazda RX-7	105	7,750
27	34	99			Chris Harte	Mazda RX-7	105	7,750
28	34	99			Fernando Roman	Mazda RX-7	105	7,750
29	34	99			Al Bator	Mazda RX-7	105	7,750
30	34	99			Dennis Krueger	Mazda RX-7	105	7,750
31	34	99			Andy Pfenner	Mazda RX-7	105	7,750
32	34	99			Gene Felton	Mazda RX-7	105	7,750

21	26	35			Richard Anderson	Chevy Camaro	101NR	700
22	27	46			Bard Boanc	Buick Wildcat	101NR	700
23	30	61			Bill Adam	Chevy Camaro	101	1,050
24	50	82			Steve Gendie	Chevy Camaro	101	1,050
25	52	13			Lee Frazier	Mazda RX-7	100	1,600
26	5	14			Don Greer	Mazda RX-7	100	1,600
27	45	54			Mike Mees	Mazda RX-7	95	850
28	30	71			Frank Robinson	Mazda RX-7	95	850
29	45	57			Rae Mumery	Porsche 962	96NR	500
30	48	84			Al Hoden	Mazda RX-7	95	850
31	16	20			David Bell	Porsche 962	78NR	300
32	17	5			Steve Zaenen	Porsche 962	78NR	300
33	1	40			Rob Peters	Porsche 962	78NR	300
34	7	70			Peter Dawb	Porsche 962	78NR	300
35	11	02			Ann Johnson	Porsche 962	78NR	300
36	12	31			Jack Dunham	Porsche 962	78NR	300
37	13	36			Reed Khyder	Porsche 962	78NR	300
38	14	37			John Muller	Porsche 962	78NR	300
39	15	38			Rick Coupland	Porsche 962	78NR	300
40	16	39			Al Lehn	Porsche 962	78NR	300
41	17	40			Sheker McMillen	Porsche 962	78NR	300
42	18	41			Bob Kay	Porsche 962	78NR	300
43	19	42			John Muller	Porsche 962	78NR	300
44	20	43			David Hobbs	Porsche 962	78NR	300
45	21	44			Geoff Benoit	Porsche 962	78NR	300
46	22	45			Neil Oerter	Porsche 962	78NR	300
47	23	46			Don Simons	Porsche 962	78NR	300
48	24	47			Ray Newcome	Porsche 962	78NR	300
49	25	48			Craig Ruppert	Porsche 962	78NR	300
50	26	49			Don Bell	Porsche 962	78NR	300
51	27	50			Mike Bruckman	Porsche 962	78NR	300
52	28	51			Dan Schorr	Porsche 962	78NR	300
53	29	52			Dick Danielson	Porsche 962	78NR	300
54	30	53			Roger Mandeville	Porsche 962	78NR	300
55	31	54			Logan MacLellan	Porsche 962	78NR	300
56	32	55			Danny Smith	Porsche 962	78NR	300
57	33	56			Tom Walsh	Porsche 962	78NR	300
58	34	57			Jim Torres	Porsche 962	78NR	300
59	35	58			Monte Shelton	Porsche 962	78NR	300
60	36	59			Rick Borjas	Porsche 962	78NR	300
61	37	60			Bob Turley	Porsche 962	78NR	300
62	38	61			Chip Robinson	Porsche 962	78NR	300
63	39	62			Gary Anderson	Porsche 962	78NR	300
64	40	63			Peter Jankner	Porsche 962	78NR	300
65	41	64			Don Devereux	Porsche 962	78NR	300
66	42	65			Klaus Ludwig	Porsche 962	78NR	300
67	43	66			Doc Bunk	Porsche 962	78NR	300
68	44	67			Kurt Rosberg	Porsche 962	78NR	300
69	45	68			Paul Lewis	Porsche 962	78NR	300
70	46	69			John Oates	Porsche 962	78NR	300
71	47	70			Bill Allsup	Porsche 962	78NR	300
72	48	71			Tommy Riggins	Porsche 962	78NR	300
73	49	72			Wendy Galt	Porsche 962	78NR	300
74	50	73			Craig Carter	Porsche 962	78NR	300
75	51	74			W. Moore	Porsche 962	78NR	300
76	52	75			Tom Whittier	Porsche 962	78NR	300
77	53	76			Darr Breasfield	Porsche 962	78NR	300
78	54	77			Terry Vesper	Porsche 962	78NR	300
79	55	78						

NR - Not Running At Finish
 R - New Record
 * - Camel Lights
 ** - Includes Coningent Award
 - - GTD Class
 - - DTU Class

Daytona Finale

December 1

Eastern Air Lines National Championship Finale



Event: Eastern Air Lines 3-hour GCM GT, Daytona International Speedway, Daytona Beach, Fla.
 Date: Dec. 1, 1965
 Race Time: 3:00 55:130
 Average Speed: 106.077 mph for 80 laps (116.64 m.)
 Margin of Victory: 0 min 8.380 sec
 Circuit Lights Winner's Average Speed = 98.149 mph (R)
 GTU Winner's Average Speed = 80.807 mph (R)
 GTU Winner's Average Speed = 82.127
 Fastest Q/A Qualifier: Car #40, Van Der Meer, 1:28.883, 129.806 mph (R)
 Fastest Lights Qualifier: Car #10, Jim Downing, 1:54.500, 111.842 mph (R)
 Fastest GTU Qualifier: Car #98, John Jones, 1:50.218, 116.266 mph (R)
 Fastest Q/A Qualifier: Car #36, EFR, 2:01.458, 105.317 mph
 Fastest Q/A Lap: Car #40, Bill Adams, lap #81, 1:41.846, 128.200 mph (R)
 Fastest Lights Lap: Car #21, Ron Nelson, Lap #36, 1:57.028, 109.436 mph (R)
 Fastest GTU Lap: Car #77, D. Brasfield, Lap #18, 1:51.714, 114.660 mph (R)
 Fastest GTU Lap: Car #89, Chris Cord, Lap #48, 2:01.634, 105.355 mph (R)
 Contingents: \$10,000 actually paid; \$46,725 including \$6,725 in manufacturer's contingent awards from Ritzalein, Bosch, Bridgestone, Champion, Earl's, Bohl Whiskal/Ehrhard, Mazda, NGK, Riggins, Simpson Safety, Tilton, Unipa 78 and Valvoline
 Norelco Driver's Cup Awarded to: Al Holbert and Lyn St. James

14	20	61L	Bruce Crutten	Buick Royale	81	3,200	42	64	72*	Paul Corzato	Mazda RX-7	60NR
15	37	AL	Mike Hackney	Buick Royale	E1	2,025	43	63	64*	Ed Fleming	Por Carrera	48NR
16	30	21L	Chris Morgan	Mazda Tigs	20	1,550	44	31	6L	John Huen	Mazda Tigs	47NR
17	27	77*	Bill Nelson	Thunderbolt	80	2,825	45	56	57*	Ray Coupland	Nissan 280Z	47NR
18	36	75L	Dwight Dobson	Mazda Alfa	83	1,000	46	48	28*	Michael Greenfield	Pair Firebird	47
19	35	42L	Howard Segal	Ferrari Alfa	79	400	47	57	20*	Peter Grassfield	Chevy Camaro	46NR
20	43	38*	Darin Brasfield	Mazda RX-7	70	2,200	48	48	27L	Caron Hurley	Mazda Argo	46NR
21	40	53*	Scott Puyell	Mazda RX-7	78	1,300	50	87	85*	Steve Zanran	Nissan 280ZX	44NR
22	44	49*	Jeff Kline	BMW M-1	78	800	51	26	88*	Raymond	Toyota Celica T	43NR
23	52	08*	Ira Young	Toyota Celica	78	5,750	52	37	62	Richard Kidd	Ford Mustang	38NR
24	71	08*	Caro Facelli	Ford Mustang	78NR	300	53	34	01L	Steve Zanran	Buick Argo	36NR
25	58	17*	Alfredo Pincha	Mazda RX-7	18	3,700	54	20	58*	Chvy Camaro	Datsun	37NR
26	51	71*	Alino Gaspelli	Mazda RX-7	73	2,300	55	47	06*	Karl Kack	Buick Regal	36NR
27	60	24L	Roger Mandavala	Mazda Tigs	77	300	56	47	06*	Jerry McGee	Por 800 Carrera	35NR
28	18	2	Logan Drachbren	Porsche March	77	300	57	70	78*	John Schneider	Por Carrera	34NR
29	53	82*	Denny Smith	Mazda RX-7	11	1,300	58	40	85*	Paw Lins	Nissan 280ZX T	33NR
30	68	51*	Roger Maronville	Chevy Monte	77	300	59	40	85*	Larry Pippin	Chevy Corveta	32NR
31	23	13*	John Walker	Chevy Monte	77	300	60	2	12	George Alderman	BMW GTP	30NR
32	88	67*	Dean Goellich	Chevy Monte	77	300	61	65	08*	Louis Baldwin	Mazda RX-7	28NR
33	58	38*	Chris Cord	Chevy Monte	75NR	250	62	38	84L	John Romano	Mazda Argo	26NR
34	89	46*	Marshall Rupples	Porsche R13	73	250	63	17	22	Ron Pawley	Chevy March	24NR
35	73	03*	Tommy Byrne	Porsche R13	73	250	64	39	80*	Carl Fish	Por Firebird	24NR
36	10	57*	Al Bacon	Chevy Corveta	72	250	65	8	46	Low Roehrig	Dutch Hawk	23NR
37	1	60	Amal Johnson	Chevy Corveta	72	250	66	42	86L	John Paul	Porsche 934	18NR
38	24	3	Jeta Dunham	Porsche 962	69NR	250	67	42	86L	Jim Rothbarth	Mazda Ryofo	18NR
39	55	30*	Bob Hartin	Chevy Corveta	72	250	68	45	81*	Ken Rupp	Chevy Camaro	15NR
40	25	47*	Roger Andrey	Chevy Corveta	72	250	68	41	87*	Gary D'Amico	Por Firebird	15NR
41	6	86	Bob Haultin	Chevy Vette	65NR	250	70	72	34*	Mark Montgomery	Por 800 Carrera	14NR
			Art Leon	Porsche 962	63NR	250	71	21	34*	David Hooba	Por Firebird	14NR
			Art Leon	Porsche 962	63NR	250	72	71	48*	Dave Hahn	Ron F-Nelson	8NR
			John Fonger	Chevy Camaro	58NR	250	73	68	25*	Dale Krieger	Nissan 280Z	2NR
			Carlos Migoya	Porsche 962	61NR	250				Tom Stringfellow	Por Firebird	1NR
			Joe Gonzalez							David Hooba		
			Barry Bones							Dave Jones		
			Mike Ann							John Romano		
			Rod Kuyder							Ron Pawley		
			Zofan Polony							Carl Fish		
			Bobby Holmer							Low Roehrig		
			Jack Gunn							John Paul		
			Kerry Hill							Chvy Camaro		
			Jerry Hill							Por 800 Carrera		
			Jim Simmons							Mazda Ryofo		
			Al Lawson							Chevy Camaro		
			Jim Busby							Por Firebird		
			Rock Kropp							Por 800 Carrera		
			Sam Van der Meer							Ron F-Nelson		
			Bill Adam							Nissan 280Z		
			A.J. Fayt							Por Firebird		
			Ar Holbert							Por Firebird		
			Buzz McCall									
			Tom Sheehy									
			Steve Miller									
			Tommy Riggins									
			Bob Wallis									

Fin. Pos.	St. No.	Car No.	Driver	Car	Laps	Prize \$**
1	3	14	Al Holbert	Porsche 962	88	\$16,000
2	11	04	Alan Adams Jr.	Jaguar XJR-5	88	7,500
3	3	80	Brian Redman	Porsche 962	88	4,075
4	9	44	Hurley Haywood	Jaguar XJR-7	87	3,250
5	14	1	John Morton	Chevy March	86	2,500
6	7	5	Ben Tulloh	Porsche 962	88	2,000
7	12	15	Chip Robinson	Porsche March	86	1,250
8	4	16	Randy Lanier	Porsche 962	88	1,000
9	19	04*	Michael Ree	Ford Mustang	84	5,000
10	15	4	Bob Akin	Chevy Vette	84	800
11	16	05	Jim Freeman	Ford Alfa	84	800
12	13	45	Lyn St. James	Buick Hawk	82NR	750
13	27	03L	John Watson	Mazda Argo	82	5,400

NR = Not Running at Finish ** = Includes Contingent Awards
 L = Circuit Lights (R) = New Record
 * = GTU Class ** = GTU Class



(Mark Weber Photo)

Motorcraft Mustangs Sweep GTO

John Jones of Thunder Bay, Ontario, and Wally Dallenbach, Jr., of Basalt, CO, drove a Roush Motorcraft Mustang to its fourth victory in as many Camel GTO races, finishing 11th overall in the Atlanta Journal/Constitution Grand Prix at Road Atlanta. Jones and Dallenbach have shared three of these wins, while Willy T. Ribbs drove alone at the Lowenbrau Grand Prix to score Motorcraft's fourth win, 34 seconds ahead of Jones' Mustang. After Road Atlanta Jones leads the Camel GTO points standings by 15 points over Dallenbach.

FIRST-CLASS MAIL
U.S. POSTAGE
PAID
Westport, CT
Permit No. 295

Official Race Results Group

Blackhawk Valley Region
 Sanction 86-W-58-P
 August 16-17, 1986
 Starting time:
 Classes : GT1, GT2, GT3

FAT CHURCHILL MEMORIAL NA
 Blackhawk Farms Raceway
 1.8 Miles
 22 Starters 17 Finishers
 Margin of victory:

PL	CAF	CLASS	CAF	REGION	DRIVER/CITY, STATE	CAR	FASTEST LAP	LAPS COMP
	POSN		CLASS			SPONSOR		
1	42	1	GT1	LGL	Jerry Hansen Long Lake, Wv	Ford Mustang	01:11.592	25
2	42	2	GT1	MIL	Phillip Barlett Milwaukee, WI	Ford Mustang	01:11.416	25
3	67	3	GT1	CHI	Chris Pederson Northbrook, IL	Chev. Corvette	01:14.103	24
4	45	4	GT1	CHI	Peter Beznick Chicago, IL	Pontiac Trans-Am	01:13.808	24
5	40	5	GT1	CHI	Paul Muschnost Crystal Lake, IL	Corvette	01:15.561	24
6	55	1	GT2	LGL	John Hogdal Ham Lake, MN	Mazda RX-7	01:14.829	24
7	85	6	GT1	CHI	Chip Boatwright Mundelein, IL	Pontiac Firebird	01:15.820	24
8	14	2	GT2	CHI	Stephan Bungner Bouhonais, IL	Datsun 280Z	01:18.078	23
9	20	7	GT1	BYR	Tom Stanford Markham, IL	Chev. Camaro	01:18.027	23
10	98	1	GT3	MIL	Howard Coleman Milwaukee, WI	Nazda RX-3 SF	01:18.823	23
11	47	2	GT3	CHI	Paul S. Masarek Chicago, IL	BMW 2002	01:18.859	23
12	4	3	GT3	IND	ED TILLOTSON CHICAGO, IL	DATSUN 510	01:21.864	22
13	30	4	GT3	BYR	George Dixon, Jr Roscoe, IL	Mazda RX3 SF	01:22.112	22
14	82	5	GT3	LGL	Jon R. Brakke Fargo, ND	Fenko Stinger 503	01:19.378	21
15	71	3	GT2	MIL	Elli Lange Lincolnshire, IL	Datsun 280Z	01:19.758	19
16	41	8	GT1	BEV	Phil Maluska Vasilanti, MI	Pontiac Trans-Am	01:18.043	15
17	27	4	GT2	CHI	Rick Mancuso Lake Forest, IL	Ferrari 378	01:16.074	14
DNF	38		GT2	CHI	Ron Tambourine Lake Forest, IL	Mazda RX-7	01:17.109	6
DNF	33		GT2	BYR	Elli's Meister Grand Rapids, MI	Datsun 280Z	01:22.186	4
DNF	68		GT3	CHI	Ken Glasener Solon, IL	Nazda RX-3	01:24.952	1
DNF	15		GT3	CHI	Stefan T. Edlis Chicago, IL	Porsche 924	01:27.928	1
DNF	30		GT2	IND	William L. Marsen Kokrie, IN	Nazda RX-7	01:28.812	1
DNS	10		GT2	MIL	Martin "John" Scovesser Milwaukee, WI	Toyota Celica		
DNS	16		GT3	MIL	Robert Dicke Oregon, WI	Datsun 2000		
DNS	5		GT1	MIL	Don Ploegman Milwaukee, WI	Pontiac Trans-Am		

Race Group 7

Timed Electronically with the Cronox CC731

OVERALL WINNER

CLASS	CAR#	LAPS	OA TIME	AVG SPD
GT1	44	25	30:26.195	87.53
GT2	55	24	31:02.316	78.36
GT3	96	23	31:07.043	75.331

Margin of Victory: 7.115 sec

Scott Meland
Scott Meland, Chief T/S

MILWAUKEE
 Sanction B4-N-64-P
 6-30 & 31-88
 Starting time: 4:02 PM
 Classes: GT-1, GT-2, GT-3

Official Race Results Group 7
 MILWAUKEE NATIONAL
 ROAD AMERICA
 4.0 Miles
 21 Starters 17 Finishers
 Margin of victory: 00:04.414

DN	LAP	CLASS	CAR	REGION	DRIVER/CITY, STATE	CAR	FASTEST	LAPS
POS	NO.	POS	CLASS			SPONSOR	LAP	COMP
1	13	1	GT-1	LOL	JERRY HANSEN GRAND, MN	FORD/MUSTANG/86	02:21.495	13
2	13	2	GT-1	SLR	JERRY G. CLINTON MARYLAND HTS., MD	BERGEN ALLIED FORD/MUSTANG/	02:22.043	13
3	13	3	GT-1	CHI	CHIP BOATRIGHT MUNDELEIN, IL	GREY EAGLE/RUMINER RACIN PONTIAC/TRANS-AM/86	02:26.360	13
4	13	4	GT-1	CHI	CHRIS PEDERSEN NORTHBROOK, IL	NORTH SHORE AUTO PARTS CHEVY/CORVETTE	02:26.915	13
5	13	5	GT-1	BVR	VERNON C. BROWN MADISON, WI	CAP INSTALLATION, SM CAR R CHEVY/CORVETTE	02:27.276	13
6	13	6	GT-1	DET	TIM CLARK LIVONIA, MI	PERKINS OIL, VERONA AUTO B CHEVY/CORVETTE	02:29.431	13
7	13	7	GT-1	DET	PHIL KALISHA YPSILANTI, MI	DEL CO. AVA MFG., RACECAR EN PONTIAC/TRANS AM/86	02:31.213	13
8	13	8	GT-1	CHI	PAUL MUISCHDOY CRYSTAL LAKE, IL	MMW AUTO COLOR CHEVY/CORVETTE/82	02:31.936	13
9	13	1	GT-2	DET	DAVID FINCH ANN ARBOR, MI	PORSCHE/944	02:33.460	13
10	12	1	GT-3	CHI	KEN GLASSNER GOLF, IL	RAETECH CORP. MAZDA/RX-3	02:37.563	12
11	12	2	GT-3	NEO	MIKE CYPHERT CHAGRIN FALLS, OH	PORSCHE/914S	02:38.404	12
12	12	2	GT-2	CHI	STEVE BURGNER BOURBONNAIS, IL	CRESTMONT PORSCHE-AUDI DATSUM/280Z	02:40.041	12
13	12	3	GT-3	LOL	CHUCK McFARLIN ANKENY, IA	ESAM DATSUM DATSUM/200SX/79	02:39.763	12
14	12	4	GT-3	BVR	GEORGE CICHON JR. ROSCOE, IL	MAZDA/RX-3SP/77	02:40.687	12
15	11	9	GT-1	DET	DONALD SAK BLOOMFIELD HILLS, MI	CHEVY/CORVETTE	02:22.119	11
16	8	5	GT-3	LOL	JOHN SCHALLER WHITE BEAR LAKE, MN	QUALITY CONSTRUCTION CO. MERCURY/CAPRI	02:50.438	8
17	7	6	GT-3	LOL	JIM R. BRAWKE FARGO, ND	CENTRAL POWER DISTRIBUTOR YENKO/STINGER/STAGE 3	02:40.932	7
18	3		GT-3	MSR	MILTON GRANT MEMPHIS, TN	TOYOTA SELF	03:33.114	3
19	2		GT-1	MIL	DON FLOEGMAN MILWAUKEE, WI	PONTIAC/TRANS AM	02:30.169	2
20			GT-2	MIL	BILL LANGE LINCOLNSHIRE, IL	BEHLING RACING EQUIP, 045 DATSUM/280Z	N. T.	
21			GT-3	MIL	HOWARD COLEMAN MILWAUKEE, WI	MAZDA/RX-3SP	N. T.	
22			GT-1	MIL	PHILLIP BARTELT MILWAUKEE, WI	MOBILE 1, EF HUTTON, MAZDA FORD/MUSTANG		
23			GT-2	CHI	RON TAMBORTINE LAKE FOREST, IL	MAZDA/RX-7		
24			GT-1	CHI	PETER BEEDRICK CHICAGO, IL	E-2-ON PRODUCTS PONTIAC/TRANS AM		
25			GT-2	MIL	MARTIN "JOHN" STOEISSER MILWAUKEE, WI	P. M. AUTOMWORKS TOYOTA/CELICA/83		
26			GT-1	MIL	MARK LIEBELT FRIENDSHIP, WI	CHEVY/CORVETTE		
27			GT-1	LOL	BRUCE SUNDERSON BROOKLYN PARK, MN	CHEVY/CORVETTE		
28			GT-3	INR	ED TILLOTSON CHICAGO, IL	DATSUM/S10		
29			GT-1	CHI	HOWARD WARDICK SALEM, WI	CHEVY/CAMARO/81 SOUTH EAST RESALE		

FASTEST TIME BY LAP
 GT-1 2:21.495
 GT-2 2:33.460
 GT-3 2:37.563
 O/A TIME OF RACE
 GT-1 31:11.800
 GT-2 33:39.480
 GT-3 34:01.600

TIMED ELECTRONICALLY WITH THE CHRONOMIX CCT31
 Official Results Posted 5:35 PM
 Jerry Hawley
 Chief of Timing & Scoring